






FEDERAL STATE BUDGET EDUCATIONAL INSTITUTION
OF HIGHER EDUCATION
"ROSTOV STATE MEDICAL UNIVERSITY"
MINISTRY OF HEALTH OF THE RUSSIAN FEDERATION

Faculty of Education of foreign students, residents and postgraduates

CONFIRM
Supervisor
educational program

(signature) / E.S. Belousova /
(FULL NAME.)
" 30 "  "  20 



DISCIPLINE WORKING PROGRAM

UROLOGY

Speciality 31.05.01 General medicine

Form of education full-time

Work program of the discipline "*Urology*» in specialty 05/31/01 "General Medicine" was considered at a meeting of the Department of Urology and Human Reproductive Health (with a course in pediatric urology-andrology)

Minutes of August 29, 2022 No. 9

Head. department _____

Kogan M.I.

Library director: "Agreed"

"__" _____ 2022 _____

Kravchenko I.A.

I. GOALS AND OBJECTIVES OF MASTERING THE DISCIPLINE

1.1. The purpose of mastering the discipline:

formation in students of knowledge in the field of the basic provisions of urology for various nosological forms, as well as the acquisition of skills necessary for examining urological patients, establishing a preliminary diagnosis, determining methods of treatment and prevention of urological diseases, assessing their complications and outcomes, providing emergency urological care.

Objectives of studying the discipline:

- familiarizing students with the most common diseases, malformations and injuries of the genitourinary system, pay special attention to early diagnosis of specific diseases and neoplasms of the genitourinary system;
- training students in methods of diagnosing diseases and pathological conditions of patients in urological practice;
- training students in the principles of diagnosing emergency conditions in urology;
- training students in making a preliminary diagnosis and providing primary medical care on an outpatient basis and in a day hospital for diseases of the genitourinary system;
- training students to provide primary medical care for sudden acute urological diseases and conditions, exacerbation of chronic urological diseases that are not accompanied by a threat to the patient's life and do not require emergency medical care;
- preparing students to provide emergency medical care conditions requiring urgent medical intervention;
- familiarizing students with the basic methods of surgical treatment of urological pathology. To teach knowledge of the optimal timing of referring patients for surgical treatment and late complications that pre-hospital doctors may encounter;
- familiarization of students With principles carrying out preventive medical examinations, clinical examination and follow-up for urological diseases;
- familiarizing students with the principles patient education main hygienic health measures character, promoting prevention of diseases organs genitourinary system and health promotion.

II. REQUIREMENTS FOR THE RESULTS OF MASTERING THE DISCIPLINE

The study of the discipline is aimed at developing competencies in accordance with the Federal State Educational Standard of Higher Education and the EP of Higher Education in this specialty:

2.1 General professional:

OPK-4. Able to use medical devices provided for in the procedure for providing medical care, as well as conduct examinations of the patient in order to establish a diagnosis

OPK-7. Able to prescribe treatment and monitor its effectiveness and safety

2.2 Professional:

PC-3. Prescribing treatment and monitoring its effectiveness and safety PC-4.

Implementation and monitoring of the effectiveness of the patient's medical rehabilitation, including the implementation of individual rehabilitation or habilitation programs for people with disabilities, assessment of the patient's ability to carry out work activities

III. THE PLACE OF DISCIPLINE IN THE STRUCTURE OF EP VO

3.1. The discipline is a mandatory part of the EP HE

IV. CONTENT AND STRUCTURE OF DISCIPLINE

Labor intensity of the discipline in Z 2 hour 72

4.1. Sections of the discipline studied in the 8th semester

No. chapter A	Section name	Number of hours					
		Total	Contact Job				SRS
			L	WITH	ETC	LR	
Semester 8							
1	Semiotics and methods diagnostics in urology	18	2		8		8
2	Diseases of the genitourinary system	34	8		16		10
3	Genitourinary tumors systems	16	2		8		10
Interim certification form (test/ test with assessment/exam)		test					
<i>Total hours discipline:</i>		<i>72</i>	<i>12</i>		<i>32</i>		<i>28</i>

SRS– independent work of students;**L**- lectures;**WITH**- seminars;**LR** -laboratory works;**ETC**- practical work.

4.2. Contact work

Lectures

No. section	No. lectures	Lecture topics	Qty hours
Semester 8			
1	1	Semiotics and diagnosis of urological diseases. The procedure for providing medical care to the adult population in the field of "Urology" (approved by order of the Ministry of Health of Russia dated November 12, 2012 No. 907n)	2
2	2	Urinary tract and genital infections in men. Standards of specialized medical care.	2
2	3	Urolithiasis disease. Standard of specialized medical care.	2
2	4	Trauma in urology.	2
2	5	Anomalies in the development of the genitourinary system.	2
3	6	Tumors of the kidneys and bladder. Standards of specialized medical care.	1
3	7	Adenoma and prostate cancer. Standards of specialized medical care.	1
<i>Total hours discipline:</i>			<i>12</i>

Practical work

No. section	No. ETC	Topics of practical work	Number in hours	Shapes of the current control
Semester 8				
1	1	Semiotics and symptomatology of urological diseases. Physical and laboratory research methods in urology.	4	Oral survey Passing practical Skills Testing
1	2	Instrumental, radiation and radioisotope research methods in urology.	4	Oral survey Passing practical Skills Testing
2	3	Urinary tract infections.	4	Oral survey Testing
2	4	Urolithiasis disease.	4	Oral survey Testing
2	5	Injuries of the genitourinary system.	4	Oral survey Testing
2	6	Anomalies in the development of the genitourinary system	4	Oral survey Testing
3	7	Kidney tumors. Bladder cancer. Tumors of the external genitalia in men.	4	Oral survey Testing

No. section	No. ETC	Topics of practical work	Number in hours	Shapes of the current control
3	8	Prostate adenoma. Prostate cancer.	4	Oral survey Testing
<i>Total hours discipline:</i>			32	

4.3. Independent work of students

No. section	Type of independent work of students	Number in hours	Shapes of the current control
Semester 8			
1	Preparation for classes Preparation for current control	8	Oral survey
2	Preparation for classes Preparation for current control	10	Oral survey
3	Preparation for classes Preparation for current control	10	Oral survey
<i>Total hours discipline:</i>		28	

V. ASSESSMENT FUND FOR CURRENT CONTROL, INTERMEDIATE CERTIFICATION

The fund of assessment tools for determining the level of development of competencies as a result of mastering the discipline is an appendix to the work program.

VI. EDUCATIONAL AND METHODOLOGICAL SUPPORT OF DISCIPLINE

6.1. Printed publications

Main literature.

1. Urology: textbook / M.I. Kogan – M.: Practical Medicine, 2022. – 336 pp.: ill.
2. Urology: a textbook for university students / S.Kh. Al-Shukri, R.E. Amdiy, S.Yu. Borovets [and others]; edited by S.H. Al-Shukri, V.N. Tkachuk. – M.: GEOTAR-Media, 2012. – 474 p.
3. The procedure for providing medical care to the adult population according to profile "Urology": approved. by order of the Russian Ministry of Health of November 12, 2012 No. 907n. Access mode: <https://www.rosminzdrav.ru> [07/06/2018]
4. Standards of medical care approved by the Russian Ministry of Health. Link: <https://www.rosminzdrav.ru/opendata/7707778246-utverdenniestandartimedicenskoipomoshi/visual>

Additional literature.

1. Komyakov B.K. Urology: a textbook for university students / B.K. Komyakov.

- M.: GEOTAR-Media, 2012. - 462 p.

2. Urology: a textbook for medical students. universities / ed. ON THE. Lopatkina. - ed. 6th, rev. - M.: GEOTAR-Media, 2006. - 520 p.

3. Urology: a textbook for students of medical universities / ed. SOUTH. Alyaeva. - M.: MIA, 2005. - 640 p.

4. Urology. Illustrated workshop: textbook. manual for universities/ edited by SOUTH. Alyaeva, N.A. Grigorieva. - M: GEOTAR-Media, 2008. - 96 p.

5. Urology. 2007: clinical guidelines / ch. ed. ON THE. Lopatkin. - M.: GEOTAR-Media, 2007. - 368c.

6. Trauma in urology: educational method. manual for medical students. universities/ M.I. Kogan, V.V. Krasulin, V.P. Glukhov, V.V. Mitusov; Height. state honey. university, department urology and human reproductive health with a course for children. urology-andrology FPK and PPS. - Rostov n/d: Rostov State Medical University Publishing House, 2016. - 80 p.

7. Glukhov V. P. Test control of knowledge in urology for students: control and measuring materials/ V.P. Glukhov, O.N. Vasiliev, V.V. Sisonov; Height. state honey. university, department urology and human reproductive health with a course for children. urology-andrology FPK and PPS. - Rostov n/d: Publishing house Rostov State Medical University, 2016. - 44 p.

6.3. Internet resources.

No.	ELECTRONIC EDUCATIONAL RESOURCES	Access to the resource
1.	Electronic library RostSMU. - URL: http://109.195.230.156:9080/opacg/	Unlimited access
2.	Student Advisor: EBS. - Moscow: LLC "IPUZ". -URL: http://www.studmedlib.ru	Unlimited access
3.	Doctor's consultant. Electronic medical library: EBS. - Moscow: LLC GC "GEOTAR". - URL: http://www.rosmedlib.ru	Unlimited access
4.	Consultant Plus: reference legal system. -URL: http://www.consultant.ru	Access from university computers
5.	Scientific electronic library eLIBRARY. - URL: http://elibrary.ru	Open access
6.	National Electronic Library. - URL: http://neb.rf/	Access from computers libraries
7.	Scopus /Elsevier Inc., Reed Elsevier. - Philadelphia: Elsevier BV, PA. - URL: http://www.scopus.com/ via IP addresses of RostSMU and remotely after registration(<i>National project</i>)	Unlimited access
8.	Web of Science /Clarivate Analytics. - URL: http://apps.webofknowledge.com via IP addresses of RostSMU and remotely after registration(<i>National project</i>)	Unlimited access
9.	ScienceDirect. Freedom Collection [magazines] /Elsevier. - URL: www.sciencedirect.com . via IP addresses of RostSMU and remotely after registration(<i>National project</i>)	Unlimited access
10.	Springer Nature database. - URL: http://link.springer.com/ via IP addresses of RostSMU and remotely after registration, remotely via RFBR CIAS https://kias.rfbr.ru/reg/index.php (<i>National project</i>)	Unlimited access
eleven.	Wiley Online Library /John Wiley & Sons. - URL: http://onlinelibrary.wiley.com via IP addresses of RostSMU and remotely	Unlimited access

	after registration(<i>National project</i>)	
12.	Single window of access to information resources. - URL: http://window.edu.ru/	Open access
13.	Russian education. Federal educational portal. - URL: http://www.edu.ru/index.php	Open access
14.	ENVOС.RU English vocabulary]: educational site for English learners. language - URL: http://envoc.ru	Open access
15.	Online dictionaries. - URL: http://dic.academic.ru/	Open access
16.	WordReference.com : online language dictionaries. -URL: http://www.wordreference.com/	Open access
17.	History.RF. - URL: https://histrf.ru/	Open access
18.	Official Internet portal of legal information. - URL: http://pravo.gov.ru/	Open access
19.	Federal Electronic Medical Library of the Russian Ministry of Health . - URL: http://www.femb.ru/feml/ , http://feml.scsml.rssi.ru	Open access
20.	Medline (PubMed, USA). – URL: https://pubmed.ncbi.nlm.nih.gov/	Open access
21.	Free Medical Journals. - URL: http://freemedicaljournals.com	Open access
22.	Free Medical Books. - URL: http://www.freebooks4doctors.com/	Open access
23.	International Scientific Publications. –URL: https://www.scientific-publications.net/ru/	Open access
24.	CyberLeninka : scientific electron. beep. -URL: http://cyberleninka.ru/	Open access
25.	Archive of scientific journals / NEIKON. - URL: https://archive.neicon.ru/xmlui/	Open access
26.	ECO-Vector Journals Portal /Open Journal Systems. - URL: https://journals.eco-vector.com/	Open access
27.	Open access journals in Russian /platformEIPub NEICON. – URL: https://elpub.ru/	Open access
28.	Medical Bulletin of the South of Russia. - URL: https://www.medicalherald.ru/jour or from the RostSMU website	Open access
29.	World Health Organization. - URL: http://who.int/ru/	Open access
thirty.	Evrika.ru information and educational portal for doctors. – URL: https://www.evrika.ru/	Open access
31.	Med-Edu.ru : medical video portal. - URL: http://www.med-edu.ru/	Open access
32.	Univadis.ru : international honey. portal. - URL: http://www.univadis.ru/	Open access
33.	DoctorSPB.ru : information-reference portal about medicine. - URL: http://doctorspb.ru/	Open access
34.	Modern problems of science and education : electron. magazine. - URL: http://www.science-education.ru/ru/issue/index	Open access
35.	Rubricator of clinical recommendations Ministry of Health of Russia. -URL: http://cr.rosminzdrav.ru/	Open access
36.	Education on Russian : portal / State. Institute of Russian language them. A.S. Pushkin. - URL: https://pushkininstitute.ru/	Open access
37.	Journal of Urology ("Urology Herald"): magazine of RostSMU. – URL: https://www.urovest.ru/jour	Open access
38.	South Russian Journal of Therapeutic Practice. –URL: https://www.therapeutic-j.ru/jour/index	Open access

6.3. Guidelines for students on mastering the discipline Training consists of classroom lessons (48 hours), including

lecture course and practical classes, and independent work (24 hours).

- Preparation for lectures.

Acquaintance with the discipline occurs already at the first lecture, where the student is required not only to pay attention, but also to independently prepare notes. When working with lecture notes, it is necessary to take into account the fact that some lectures provide answers to specific questions on the topic, while others only reveal the relationships between phenomena, helping the student understand the deep processes of development of the subject being studied, both in history and at the present time.

Lecture note-taking is a complex type of university classroom work that involves intense mental activity of the student. A note is useful when the most essential things are written down and done by the student himself. There is no need to try to write down the entire lecture verbatim. This kind of "note-taking" does more harm than good. It is advisable to first understand the main idea presented by the lecturer and then write it down. It is advisable to record on one page of the sheet or leave fields on which later, when working independently with notes, you can make additional notes and mark unclear places.

It is better to divide the lecture notes into points, observing the red line. This will be greatly facilitated by the lecture plan questions proposed to the teachers. You should pay attention to the emphasis and conclusions that the lecturer makes, marking the most important points in the lecture material with the remarks "important", "well remember", etc. You can also do this using colorful markers or pens, emphasizing terms and definitions.

It is advisable to develop your own system of abbreviations, abbreviations and symbols. However, when further working with notes, it is better to replace the symbols with ordinary words for quick visual perception of the text.

When working on lecture notes, it is always necessary to use not only the textbook, but also the literature that the lecturer additionally recommended. It is this kind of serious, painstaking work with lecture material that will allow you to deeply master the theoretical material.

- Preparation for practical classes.

The student must begin preparing for each practical lesson by familiarizing himself with the practical lesson plan, which reflects the content of the proposed topic. Careful thinking through and study of the plan's issues is based on studying the current lecture material, and then studying the required and additional literature recommended for this topic. All new concepts on the topic being studied must be memorized and included in a glossary, which should be kept from the very beginning of the course.

The result of such work should be manifested in the student's ability to freely answer theoretical questions of the workshop, his speech and participation in a collective discussion of issues on the topic being studied, the correct completion of practical assignments and tests.

In the process of preparing for practical classes, students need to pay special attention to independent study of the recommended

literature. Despite the completeness of the lecture notes, it is impossible to present all the material in it due to the limit of classroom hours. Therefore, independent work with textbooks, teaching aids, scientific and reference literature, materials from periodicals and the Internet is the most effective method of acquiring additional knowledge, allows you to significantly intensify the process of mastering information, promotes a deeper assimilation of the material being studied, and shapes students' attitude to a specific problem.

- Recommendations for working with literature.

Working with educational literature is considered as a type of educational work in the discipline "*Urology*" and is performed within the hours allocated for its study (in the CPC section). Each student is provided with access to the library funds of the University and the department.

It is advisable to start working with literature by studying general works on the topic, as well as textbooks and teaching aids. Next, it is recommended to move on to the analysis of monographs and articles that consider individual aspects of the problems studied in the course, as well as official materials and unpublished documents (research papers, dissertations), which may contain the main issues of the problem being studied.

Work with sources should begin with introductory reading, i.e. view the text, highlighting its structural units. During introductory reading, bookmarks mark those pages that require more careful study.

Depending on the results of the introductory reading, a further method of working with the source is chosen. If solving the problem requires studying certain fragments of the text, then the selective reading method is used. If the book does not have a detailed table of contents, the student should pay attention to the subject and name indexes.

Selected fragments or the entire text (if it is entirely related to the topic) require thoughtful, leisurely reading with "mental elaboration" of the material. Such reading involves highlighting: 1) the main thing in the text; 2) main arguments; 3) conclusions. Particular attention should be paid to whether the thesis follows from the arguments or not.

It is also necessary to analyze which of the author's statements are problematic, hypothetical in nature and to grasp hidden issues.

It is clear that the ability to work with text in this way does not come immediately. The best way to learn to highlight the main points in a text, to grasp the problematic nature of statements, and to evaluate the author's position is comparative reading, during which the student gets acquainted with different opinions on the same issue, compares the weight and evidence of the arguments of the parties and draws a conclusion about the greatest persuasiveness of that one. or other position.

If in the literature there are different points of view on a particular issue due to the complexity of past events and legal phenomena, they cannot be rejected without understanding them. If there are discrepancies between authors

it is necessary to find a rational grain in each of them, which will allow a deeper understanding of the subject of study and a more critical assessment of the issues being studied. Getting acquainted with the special positions of the authors, you need to identify their similar judgments, arguments, conclusions, and then compare them with each other and apply the one that is more convincing.

The next stage of working with literary sources is the creation of notes that capture the main theses and arguments. You can make notes on separate sheets of paper, which can then be easily organized into individual topics of the course being studied. Another way is to keep thematic notebooks on one topic. It is advisable to take notes on large specialized works of a monographic nature in separate notebooks. Here it is important to remember that notes are written on one side of the sheet, with margins and sufficient line spacing for corrections and remarks (these rules are observed for ease of editing). If quotations are given in the notes, then an indication of the source (author, title, imprint, page number) must certainly be given. Subsequently, this information can be used when writing the text of an essay or other assignment.

Thus, when working with sources and literature, it is important to be able to: collate, compare, classify, group, systematize information in accordance with a specific educational task;
summarize the information received, evaluate what you listened to and read;
record the main content of messages; formulate, orally and in writing, the main idea of the message; draw up a plan, formulate theses;
prepare and present detailed reports such as a report; work in different modes (individually, in pairs, in groups), interacting with each other;

use abstracts and reference materials; seek help, additional explanations from the teacher or other students.

To

use linguistic or contextual guesses, dictionaries of various kinds, various kinds of hints, supports in the text (keywords, text structure, preliminary information, etc.);

ask your interlocutor for help (clarify the question, ask again and etc.);

use facial expressions and gestures (in general and in cases where linguistic means are not enough to express certain communicative intentions).

While studying an academic discipline, students work on writing an abstract and educational medical history, which contributes to the formation of professional skills. The initial level of students' knowledge is determined by testing, the current control of mastering the subject is determined by oral questioning during classes, during clinical discussions, when solving typical situational problems and answering test tasks.

At the end of studying the academic discipline, an intermediate

knowledge control using test control and interviews.

- Preparation for intermediate certification.

When preparing for intermediate certification, it is advisable to:

- carefully study the list of questions and determine in which sources there is information necessary to answer them;
- carefully read the recommended literature;
- make short notes of answers (answer plans).

VII. MATERIAL AND TECHNICAL SUPPORT OF DISCIPLINE

Name of special premises and premises for independent work	Equipping special rooms and rooms for independent work
344022, Rostov region, Rostov-on-Don, lane. Nakhichevan, 38/57-59/212-214 Clinic and Department of Faculty Surgery (Liter: G) <i>Lecture room No. 1</i> Classroom for conducting lecture-type classes in the discipline "Urology"	Room with an area of 80 m ³ equipped with specialized educational furniture for 150 seats. Technical teaching aids used to present educational information: - PC assembly - 1 piece; Keyboard + mouse - 1 piece; Monitor "BENQ 242" - 1 piece; - Multimedia projector "BENQ" - 1 pc. -
344022, Rostov region, Rostov-on-Don, lane. Nakhichevan, 38/57-59/212-214 Clinic and Department of Faculty Surgery (Liter: G) <i>Study room No. 1</i> Room for practical classes, group consultations individual consultations, ongoing monitoring intermediate certification in the discipline "Urology"	1 table, 2 bookcases, 15 chairs
344022, Rostov region, Rostov-on-Don, lane. Nakhichevan, 38/57-59/212-214 Clinic and Department of Faculty Surgery (Liter: G) <i>Study room No. 3</i> Room for practical classes, group consultations individual consultations, ongoing monitoring intermediate certification in the discipline "Urology"	2 tables, 2 bookcases and wardrobes, 15 chairs
344022, Rostov region, Rostov-on-Don, lane. Nakhichevan, 38/57-59/212-214 Clinic and Department of Faculty Surgery (Liter: G) <i>Conference room cafe urology</i> Room for practical classes, group consultations individual consultations, ongoing monitoring intermediate certification in the discipline "Urology"	2 tables, 2 bookcases, 30 chairs
GUZ RO "OKB No. 2" 344112, Rostov region, Rostov-on-Don, st. 1st Cavalry Army 33. Center for Urology, Nephrology and Hemodialysis (regional)	2 tables, 30 chairs

<i>Conference hall of the center</i>	
<p>MBUZ "GB No. 1 named after. ON THE. Semashko, Rostov-on-Don", 344000, Rostov-on-Don, Voroshilovsky Ave., 105/243/264</p> <p>Department of X-ray surgical methods of diagnosis and treatment</p> <p><i>Audience</i></p>	1 table, 15 chairs
<p>344022, Rostov region, Rostov-on-Don, lane. Nakhichevansky, 38/57-59/212-214 (No. 41, Liter A-Ya, 2nd floor, 4th floor, Liter B-A, 6th floor)</p> <p>344022, Rostov region, Rostov-on-Don, st. Adygei/Pushkinskaya 12/191.</p> <p>Special rooms for independent work - library reading rooms, auditorium of the Department of Physics, Department of Automation and Monitoring of Education Quality</p>	Computer equipment with an Internet connection and access to the EIOS RostSMU